

























# Forhandlerprislister

**Lastvognsdæk**




















Gældende per 1. januar 2024

Barum. A brand of Continental

**Barum** 

Størrelse	Anvendelse	LI/SI	Mønster	Artikelnummer	Mønsterdybde				dB	Kr.	Bemærkninger
<b>17.5 tommer</b>											
205/75 R 17.5	Regional	124/122M	BF 200 R	0412134	11,5	D	C	A	71	2.730,00	M+S 
205/75 R 17.5	Regional	124/122M	BD 200 R	0422153	16,0	D	C	B	74	2.730,00	M+S 
215/75 R 17.5	Regional	126/124M	BF 200 R	0412122	11,5	D	C	A	71	2.617,00	M+S 
215/75 R 17.5	Regional	126/124M	BD 200 R	0422056	15,3	D	C	B	74	2.617,00	M+S 
215/75 R 17.5	Regional	135/133K	BT 300 R	0492075	11,0	D	C	A	71	2.850,00	M+S 
225/75 R 17.5	Regional	129/127M	BF 200 R	0412125	12,5	D	C	A	71	2.950,00	M+S 
225/75 R 17.5	Regional	129/127M	BD 200 R	0422087	15,3	D	C	B	74	2.950,00	M+S 
235/75 R 17.5	Regional	132/130M	BF 200 R	0412135	12,4	D	C	A	71	3.343,00	M+S 
235/75 R 17.5	Regional	143/141K (144/144F)	BT 300 R	0492076	11,5	C	C	A	70	3.444,00	M+S 
245/70 R 17.5	Regional	136/134M	BF 200 R	0412126	12,9	D	C	A	71	3.646,00	M+S 
245/70 R 17.5	Regional	136/134M	BD 200 R	0422088	15,8	D	C	B	74	3.646,00	M+S 
245/70 R 17.5	Regional	143/141L (146/146F)	BT 300 R	0492077	11,5	C	C	A	71	3.762,00	M+S 
<b>19.5 tommer</b>											
245/70 R 19.5	Regional	136/134M	BD 200 R	0522418	15,3	E	C	B	74	3.621,00	M+S 
245/70 R 19.5	Regional	141/140K	BT 200 R	0532084	12,4	C	C	A	70	3.697,00	M+S
245/70 R 19.5	Regional	136/134M	BF 200 R	0512590	12,4	D	B	A	71	3.621,00	M+S 
265/70 R 19.5	Regional	140/138M	BD 200 R	0522427	15,8	D	C	B	74	3.652,00	M+S 
265/70 R 19.5	Regional	143/141J	BT 300 R	0532257	12,9	C	C	A	71	3.718,00	M+S 
265/70 R 19.5	Regional	140/138M	BF 200 R	0512594	12,9	D	B	A	71	3.652,00	M+S 
285/70 R 19.5	Regional	146/144M	BD 200 R	0522430	16,2	D	C	B	76	4.454,00	M+S 
285/70 R 19.5	Regional	150/148K	BT 200 R	0532089	13,4	C	C	A	70	4.454,00	M+S
445/45 R 19.5	Regional	160J	BT 300 R	0532255	12,4	C	D	B	72	7.170,00	M+S 



Størrelse	Anvendelse	LI/SI	Mønster	Artikelnummer	Mønsterdybde				dB	Kr.	Bemærkninger
<b>22.5 tommer</b>											
13 R 22.5	Construction	156/150K	BF 200 M	0515562	16,2	D	B	B	71	5.968,00	M+S
13 R 22.5	Construction	156/150K	BD 200 M	0522587	18,6	D	C	B	75	5.968,00	M+S 
295/80 R 22.5	Regional	154/149M	BF 200 R	0512471	14,5	C	B	A	69	5.617,00	M+S 
295/80 R 22.5	Regional	152/148M	BD 200 R	0522208	18,6	D	C	B	74	5.617,00	M+S 
315/80 R 22.5	Regional	156/150L (154/150M)	BF 200 R	0512467	14,8	C	B	A	69	5.869,00	M+S 
315/80 R 22.5	Construction	156/150K	BF 200 M	0515513	15,8	D	B	B	72	6.103,00	M+S 
315/80 R 22.5	Regional	156/150L (154/150M)	BD 200 R	0522198	19,6	D	C	B	75	5.869,00	M+S 
315/80 R 22.5	Construction	156/150K	BD 200 M	0522585	19,1	D	C	B	76	6.103,00	M+S 
275/70 R 22.5	Urban	148/145J (151/148E)	BC 31	0514091	17,0	D	C	A	71	5.013,00	M+S 
315/70 R 22.5	Regional	156/150L (154/150M)	BF 200 R	0512468	15,0	C	B	A	71	5.806,00	M+S 
315/70 R 22.5	Regional	154/150L (152/148M)	BD 200 R	0522204	18,1	D	C	B	74	5.806,00	M+S 
385/65 R 22.5	Regional	160K (158L)	BF 200 R	0512469	13,8	C	B	B	73	6.162,00	M+S 
385/65 R 22.5	Regional	164K	BT 300 R	0532244	14,8	C	C	A	70	5.739,00	M+S 
385/65 R 22.5	Construction	160K	BU 49	0535024	15,3	D	C	B	74	6.282,00	M+S
425/65 R 22.5	Regional	165K	BT 44	0532294	14,3	B	C	A	70	7.872,00	M+S
445/65 R 22.5	Regional	169K	BT 43	0532293	14,3	C	C	B	73	9.026,00	M+S
445/65 R 22.5	Construction	169K	BS 49	0535023	15,8	C	C	B	73	9.387,00	M+S
295/60 R 22.5	Regional	150/147L	BD 200 R	0521130	18,6	D	C	B	76	5.846,00	M+S 
315/60 R 22.5	Regional	152/148L	BD 200 R	0521128	18,6	D	C	B	76	6.284,00	M+S 
385/55 R 22.5	Regional	160K (158L)	BF 200 R	0512470	12,9	C	B	B	73	6.406,00	M+S 
385/55 R 22.5	Regional	160K	BT 300 R	0532246	13,4	B	C	A	70	5.979,00	M+S 

Continental Dæk Danmark A/S

Ordremodtagelse / Administration

Banemarksvej 50E, 1  
 DK - 2605 Brøndby  
 Hovednummer: +45 43 23 04 00  
[www.continental-daek.dk](http://www.continental-daek.dk)

Telefon +45 43 23 04 10  
 Mail (ordre): [co\\_cod@conti.de](mailto:co_cod@conti.de)