



PRISLISTE BUS OG LASTVOGNSDÆK GYLDIG FRA 01.01.2024



[GOODYEAR.EU/TRUCK](https://www.goodyear.eu/truck)

Sava  **FULDA**  **DUNLOP**

GOODYEAR 

INDHOLD

GOODYEAR

Langtursdæk.....	4
Regionaldæk.....	5
Blandet anvendelse	7
Offroad.....	8
Bybusser.....	8
Turistbusser.....	9
Vinterdæk	9
Langtursdæk TREADMAX.....	10
Blandet anvendelse TREADMAX.....	10
Regionaldæk TREADMAX	11
Bybusser TREADMAX	11
Turistbusser TREADMAX	11
Vinterdæk TREADMAX	12
Langtursdæk NEXTTREAD	12
Regionaldæk NEXTTREAD.....	12
Blandet anvendelse NEXTTREAD	13
Bybusser NEXTTREAD.....	13
Vinterdæk NEXTTREAD.....	13

DUNLOP

Regionaldæk	15
Blandet anvendelse	16
Bybusser	16
Vinterdæk	17
Regionaldæk TREADMAX.....	17
Bybusser TREADMAX.....	17

FULDA

Regionaldæk.....	19
Blandet anvendelse.....	20
Vinterdæk	20

SAVA

Regionaldæk	22
Blandet anvendelse.....	23
Bybusser	23

**KØR LÆNGERE PÅ
MINDRE BRÆNDSTOF..**



LANGTURS DÆK

VARE-NUMMER	BESKRIVELSE	DIMENSION	LI1S / LI1D	SS1 (LI2S / LI2D)	SS2	DB	M+S	3PMSF	BEMÆRKNINGER	LISTEPRIS	
FORHJUL											
22.5"											
572631	FUELMAX S ENDURANCE	355/50R22.5	156	-	K	-	-	-	B B A	71 M+S	8 061
580341	MARATHON LHS II	375/50R22.5	156	-	K	-	-	-	B B A	71 M+S	8 359
594492	FUELMAX S ENDURANCE	375/50R22.5	158	-	K	-	-	-	B B B	72 M+S	8 538
572211	FUELMAX S PERFORMANCE	385/55R22.5	160	-	K	158	-	L	A B A	71 M+S	7 346
581445	FUELMAX S ENDURANCE	385/55R22.5	160	-	K	158	-	L	B B A	71 M+S	7 346
574192	FUELMAX S GEN-2	295/60R22.5	150	147	K	149	146	L	B C A	71 M+S	6 482
588561	FUELMAX S ENDURANCE	315/60R22.5	154	148	L	-	-	-	B B B	72 M+S	7 063
585203	FUELMAX S ENDURANCE	385/65R22.5	160	-	K	158	-	L	B B A	71 M+S	6 958
572188	FUELMAX S PERFORMANCE	315/70R22.5	156	150	L	-	-	-	A B A	71 M+S	6 735
581443	FUELMAX S ENDURANCE	315/70R22.5	156	150	L	-	-	-	B B A	71 M+S	6 735
573954	FUELMAX S GEN-2	295/80R22.5	154	149	M	-	-	-	B C A	70 M+S	6 377
585201	FUELMAX S ENDURANCE	315/80R22.5	156	150	L	154	150	M	B B A	71 M+S	6 869
TRÆKHJUL											
22.5"											
579339	MARATHON LHD	495/45R22.5	169	-	K	-	-	-	C C B	73 M+S	13 306
580300	FUELMAX D GEN-2	295/55R22.5	147	145	K	-	-	-	B B B	74 M+S	7 867
594769	FUELMAX D ENDURANCE	295/55R22.5	147	145	K	-	-	-	- - -	0 M+S	8 031 → 01.03.2024
580602	FUELMAX D A	295/60R22.5	150	147	K	149	146	L	C B A	73 M+S	6 482 ← 30.04.2024
588563	FUELMAX D ENDURANCE	315/60R22.5	152	148	L	-	-	-	B B B	75 M+S	7 063
572212	FUELMAX D PERFORMANCE	315/70R22.5	154	150	L	152	148	M	A C A	73 M+S	6 735
581447	FUELMAX D ENDURANCE	315/70R22.5	154	150	L	152	148	M	B B B	74 M+S	6 735
573214	FUELMAX D GEN-2	295/80R22.5	152	148	M	-	-	-	C B A	73 M+S	6 377
572830	FUELMAX D GEN-2	315/80R22.5	156	150	L	154	150	M	B C A	73 M+S	6 735
585205	FUELMAX D ENDURANCE	315/80R22.5	156	150	L	154	150	M	B B A	73 M+S	6 869
TRAILERHJUL											
19.5"											
571507	FUELMAX T	435/50R19.5	160	-	J	-	-	-	A C B	73 M+S	7 331
572970	FUELMAX T	435/50R19.5	164	-	J	-	-	-	A C A	70 M+S	7 554
22.5"											
573568	MARATHON LHT+	455/40R22.5	160	-	J	-	-	-	C C B	71 M+S	7 674
573569	MARATHON LHT	435/50R22.5	164	-	J	-	-	-	B C A	70 M+S	8 359
571494	FUELMAX T	385/55R22.5	160	-	K	158	-	L	A C A	70 M+S	6 973
572090	FUELMAX T	385/65R22.5	164	-	K	158	-	L	A C A	70 M+S	6 586
573567	MARATHON LHT II	275/70R22.5	152	148	J	148	145	L	C B A	70 M+S	5 751
558924	MARATHON LHT	11R22.5	148	145	J	146	143	L	C B A	68	4 694



**FUELMAX D
ENDURANCE**

**FUELMAX S
ENDURANCE**

**FUELMAX D
PERFORMANCE**

**FUELMAX S
PERFORMANCE**

**FUELMAX D
GEN-2**










































**FUELMAX T
GEN-2**

Der tages henhold for ændringer og evt. fejl i informationen.

>indhold

GOODYEAR

REGIONALDÆK

VARE-NUMMER	BESKRIVELSE	DIMENSION	LI1S / LI1D	SS1 (LI2S / LI2D SS2)				DB	M+S	3PMF	BEMÆRKNINGER	LISTEPRIIS
FORHJUL												
17.5"												
587740	KMAX S GEN-2	245/70R17.5	136 134	M - - -	C	C	A	71	M+S		→ 01.02.2024	3 665
567638	KMAX S	245/70R17.5	136 134	M - - -	D	B	A	70	M+S		← 31.01.2024	3 546
587165	KMAX S	265/70R17.5	139 136	M - - -	C	B	A	71	M+S			4 023
568892	KMAX S	205/75R17.5	124 122	M - - -	D	B	A	69	M+S			2 742
573660	KMAX S	215/75R17.5	128 126	M - - -	D	B	A	70	M+S			2 503
587738	KMAX S GEN-2	215/75R17.5	128 126	M - - -	C	C	A	71	M+S		→ 01.02.2024	2 593
568896	KMAX S	225/75R17.5	129 127	M - - -	D	B	A	69	M+S			3 040
568898	KMAX S	235/75R17.5	132 130	M - - -	D	B	A	69	M+S			3 382
572647	REGIONAL RHS II	9.5R17.5	129 127	M - - -	D	C	A	71	M+S			3 561
19.5"												
594765	KMAX S GEN-2	265/70R19.5	140 138	M - - -	-	-	-	0	M+S		→ 01.04.2024	3 829
587742	KMAX S GEN-2	285/70R19.5	146 144	L 144 142	M - -	-	-	0	M+S		→ 01.02.2024	4 694
595937	KMAX S	265/70R19.5	140 138	M - - -	D	C	A	71	M+S		← 31.03.2024	3 710
580501	KMAX S	245/70R19.5	136 134	M - - -	D	C	A	71	M+S			3 814
567636	KMAX S	285/70R19.5	146 144	L 144 142	M D	C	A	71	M+S		← 31.01.2024	4 559
568828	KMAX S	305/70R19.5	148 145	M - - -	C	C	A	71	M+S			5 617
22.5"												
568373	KMAX S	375/45R22.5	156 -	L - - -	B	B	B	73	M+S			8 731
572844	KMAX S GEN-2	355/50R22.5	156 -	K - - -	C	B	A	71	M+S			7 897
572848	KMAX S GEN-2	385/55R22.5	160 -	K 158 -	L B	B	A	71	M+S			7 197
572792	KMAX S GEN-2	295/60R22.5	150 147	K 149 146	L C	B	A	71	M+S			6 482
572796	KMAX S GEN-2	315/60R22.5	154 148	L - - -	C	C	B	74	M+S			6 914
572850	KMAX S GEN-2	385/65R22.5	160 -	K 158 -	L B	B	A	70	M+S			6 809
580184	KMAX S GEN-2	385/65R22.5	164 -	K 158 -	L B	A	A	71	M+S			7 033
571711	KMAX S	275/70R22.5	148 145	M - - -	C	B	B	72	M+S			5 766
583085	KMAX S	305/70R22.5	153 150	L 150 148	M C	B	A	71	M+S			6 288
572798	KMAX S GEN-2	315/70R22.5	156 150	L - - -	C	B	B	72	M+S			6 601
572794	KMAX S GEN-2	295/80R22.5	154 149	M - - -	C	B	B	74	M+S			6 377
572840	KMAX S GEN-2	315/80R22.5	156 150	L 154 150	M C	B	A	71	M+S			6 735
567112	REGIONAL RHS II	315/80R22.5	158 150	L - - -	C	B	A	70				6 943
561851	REGIONAL RHS II	11R22.5	148 145	L 146 145	M C	B	B	71				5 111
TRÆKHJUL												
17.5"												
587732	KMAX D GEN-2	215/75R17.5	128 126	M - - -	C	C	A	71	M+S		→ 01.02.2024	2 593
587734	KMAX D GEN-2	245/70R17.5	136 134	M - - -	C	C	A	72	M+S		→ 01.02.2024	3 665
567650	KMAX D	245/70R17.5	136 134	M - - -	D	B	A	71	M+S		← 31.01.2024	3 546
587167	KMAX D	265/70R17.5	139 136	M - - -	D	B	A	72	M+S			4 023
568921	KMAX D	205/75R17.5	124 122	M 126 124	G D	C	B	74	M+S			2 742
568923	KMAX D	215/75R17.5	126 124	M - - -	D	C	A	71	M+S		← 31.01.2024	2 503
568930	KMAX D	225/75R17.5	129 127	M - - -	D	C	A	73	M+S			3 040
568932	KMAX D	235/75R17.5	132 130	M - - -	D	B	A	71	M+S			3 382
585159	REGIONAL RHD II	9.5R17.5	129 127	M - - -	E	B	A	73	M+S			3 561



KMAX S GEN-2
17.5" / 19.5

KMAX S
GEN-2
































KMAX S
17.5" / 19.5

KMAX D GEN-2
17.5" / 19.5

KMAX D
GEN-2

KMAX D
17.5" / 19.5

REGIONALDÆK

VARE-NUMMER	BESKRIVELSE	DIMENSION	LI1S / LI1D	SS1 (LI2S / LI2D SS2)				DB	M+S	3PMSF	BEMÆRKNINGER	LISTEPRIS
19.5"												
595935	KMAX D	245/70R19.5	136 134	M - - -	D	C	A	72	M+S			3 814
595960	KMAX D	265/70R19.5	140 138	M - - -	D	C	A	72	M+S		← 31.03.2024	3 710
594767	KMAX D GEN-2	265/70R19.5	140 138	M - - -	-	-	-	-	M+S		→ 01.04.2024	3 829
587736	KMAX D GEN-2	285/70R19.5	146 144	L 144 142	M - -	-	-	-	M+S		→ 01.02.2024	4 694
567631	KMAX D	285/70R19.5	146 144	L 144 142	M	D	C	A	71	M+S	← 31.01.2024	4 559
568806	KMAX D	305/70R19.5	148 145	M	C	C	A	72	M+S			5 617
22.5"												
572788	KMAX D GEN-2	315/45R22.5	147 145	L - - -	D	C	A	73	M+S			7 942
572782	KMAX D GEN-2	295/55R22.5	147 145	K - - -	C	B	A	72	M+S			7 867
581003	KMAX DA	295/60R22.5	150 147	K 149 146	L	D	B	A	73	M+S		6 482
572810	KMAX D GEN-2	315/60R22.5	152 148	L - - -	D	B	A	73	M+S			6 914
571706	KMAX D	275/70R22.5	148 145	M - - -	D	C	A	73	M+S			5 766
571721	KMAX D	305/70R22.5	153 150	L 150 148	M	D	C	A	71	M+S		6 288
572812	KMAX D GEN-2	315/70R22.5	154 150	L 152 148	M	C	B	A	72	M+S		6 601
579004	KMAX D GEN-2	295/80R22.5	152 148	M - - -	D	C	A	72	M+S			6 377
572721	KMAX D GEN-2	315/80R22.5	156 150	L 154 150	M	D	C	A	72	M+S		6 735
TRAILERHJUL												
17.5"												
588167	KMAX T	205/65R17.5	132 130	J 133 133	G	C	C	A	70	M+S		3 204
572913	KMAX T	245/70R17.5	143 141	J 146 146	F	B	B	A	70	M+S		3 904
582973	KMAX T	215/75R17.5	136 134	J - - -	C	B	A	67	M+S		3 084	
572912	KMAX T	235/75R17.5	143 141	J 144 144	F	C	B	A	69	M+S		3 606
570850	REGIONAL RHT II	9.5R17.5	143 141	J - - -	C	B	A	69	M+S			3 680
19.5"												
571234	KMAX T GEN-2	445/45R19.5	160 -	J - - -	C	B	B	72	M+S			7 644
577629	KMAX T GEN-2	435/50R19.5	160 -	J - - -	B	B	B	72	M+S			7 331
572251	KMAX T	265/55R19.5	141 140	J 142 142	G	C	B	A	71	M+S		5 141
570295	KMAX T	245/70R19.5	141 140	J - - -	C	B	A	69	M+S			4 142
570296	KMAX T	265/70R19.5	143 141	J - - -	C	B	A	70	M+S			4 142
587148	KMAX T	285/70R19.5	150 148	J - - -	B	B	A	70	M+S			4 992
22.5"												
580350	KMAX T GEN-2	385/55R22.5	160	K 158	L	B	B	A	71	M+S		6 973
577627	KMAX T GEN-2	385/65R22.5	164	K 158	L	C	B	B	72	M+S		6 586
577628	KMAX T GEN-2	425/65R22.5	165	K -	-	C	B	A	71	M+S		8 702
581369	KMAX T GEN-2	445/65R22.5	169	K -	-	C	C	B	72	M+S		9 208



**KMAX T
GEN-2**

**KMAX T
19.5" / 22.5"**





























**KMAX T
17.5" / 19.5"**

Der tages henhold for ændringer og evt. fejl i informationen.

>indhold

GOODYEAR

BLANDET ANVENDELSE

VARE-NUMMER	BESKRIVELSE	DIMENSION	LI1S / LI1D	SS1 (LI2S / LI2D SS2)				DB	M+S	3PMSF	BEMÆRKNINGER	LISTEPRIS			
FORHJUL															
19.5"															
583064	OMNITRAC MSS II	265/70R19.5	143	141	J	140	138	L	D	B	A	71	M+S		3 829
20"															
566821	OMNITRAC MSS II	12.00R20	154	150	K	-	-	-	C	B	B	71	M+S		6 422
22.5"															
586087	OMNITRAC S	385/65R22.5	164	-	K	158	-	L	C	B	B	73	M+S		7 033
566751	OMNITRAC MSS II	275/70R22.5	148	145	K	-	-	-	D	B	B	72	M+S		5 945
573041	OMNITRAC S	315/70R22.5	156	150	K	-	-	-	D	B	B	73	M+S		6 809
583605	OMNITRAC MSS	445/75R22.5	170	-	J	-	-	-	C	B	B	72	M+S		11 771
569543	OMNITRAC S	295/80R22.5	152	148	K	-	-	-	D	B	A	71	M+S		6 571
569513	OMNITRAC S	315/80R22.5	156	150	K	-	-	-	D	B	B	73	M+S		6 943
569551	OMNITRAC S HEAVY DUTY	315/80R22.5	156	150	K	-	-	-	C	B	B	73	M+S		7 063
583640	OMNITRAC MSS	375/90R22.5	164	-	G	-	-	-	C	B	A	71	M+S		10 296
559432	OMNITRAC MSS	11R22.5	148	145	K	-	-	-	D	B	A	70	M+S		5 275
569519	OMNITRAC S HEAVY DUTY	12R22.5	152	148	K	-	-	-	C	B	A	71	M+S		6 645
569541	OMNITRAC S	13R22.5	156	150	K	-	-	-	C	B	A	71	M+S		6 943
569549	OMNITRAC S HEAVY DUTY	13R22.5	156	150	K	-	-	-	C	B	B	72	M+S		7 078
24"															
569553	OMNITRAC S HEAVY DUTY	325/95R24	162	160	K	-	-	-	C	B	A	71	M+S		8 627
570799	OMNITRAC S	325/95R24	162	160	K	-	-	-	C	B	B	72	M+S		8 448
TRÆKHJUL															
20"															
572606	OMNITRAC MSD II	12.00R20	154	150	K	-	-	-	E	B	A	73	M+S		6 422
22.5"															
580356	OMNITRAC MSD II	495/45R22.5	169	-	K	-	-	-	C	C	B	76	M+S		13 708
580354	OMNITRAC MSD II	385/55R22.5	160	-	K	-	-	-	C	B	B	73	M+S		7 420
573043	OMNITRAC D	315/70R22.5	154	150	K	-	-	-	D	C	B	76	M+S		6 809
569563	OMNITRAC D	295/80R22.5	152	148	K	-	-	-	D	B	B	75	M+S		6 571
569565	OMNITRAC D	315/80R22.5	156	150	K	-	-	-	D	B	B	75	M+S		6 943
569505	OMNITRAC D HEAVY DUTY	315/80R22.5	156	150	K	-	-	-	D	B	B	75	M+S		7 063
569509	OMNITRAC D HEAVY DUTY	12R22.5	152	148	K	-	-	-	D	B	B	74	M+S		6 645
569561	OMNITRAC D	13R22.5	156	150	K	-	-	-	D	B	B	75	M+S		6 943
569503	OMNITRAC D HEAVY DUTY	13R22.5	156	150	K	-	-	-	D	B	B	75	M+S		7 078
24"															
569507	OMNITRAC D HEAVY DUTY	325/95R24	162	160	K	-	-	-	D	B	B	76	M+S		8 627
587345	OMNITRAC MSD II PLUS	325/95R24	162	160	K	-	-	-	D	B	B	74	M+S		8 448
TRAILERHJUL															
22.5"															
577500	OMNITRAC T	385/65R22.5	164	-	K	158	-	L	C	B	B	72	M+S		6 794
567180	OMNITRAC MST II	445/65R22.5	169	-	K	-	-	-	B	B	B	71	M+S		9 491



OMNITRAC S

OMNITRAC MSS

OMNITRAC D

OMNITRAC T




OMNITRAC S
HEAVY DUTYOMNITRAC D
HEAVY DUTY

Der tages henhold for ændringer og evt. fejl i informationen.












>indhold

GOODYEAR

OFFROAD

VARE-NUMMER	BESKRIVELSE	DIMENSION	LI1S / LI1D	SS1 (LI2S / LI2D)	SS2				DB	M+S	3PMSF	BEMÆRKNINGER	LISTEPRIS
TRÆKHJUL													
20"													
576598	OFFROAD ORD	365/85R20	164	-	J	-	-	-	-	-	-	M+S	12 278
573611	OFFROAD	14.00R20	164	161	K	166	160	G	-	-	-	M+S	12 278
22.5"													
573583	OFFROAD	375/90R22.5	164	-	G	-	-	-	-	-	-	M+S	10 490
572483	OFFROAD ORD	13R22.5	156	150	G	154	150	J	-	-	-	M+S	7 078
24"													
572521	OFFROAD ORD	325/95R24	162	160	G	-	-	-	-	-	-	M+S	8 627

BYBUSSE

ALLE POSITIONER															
19.5"															
573573	URBANMAX MCA	265/70R19.5	140	138	L	-	-	-	D	C	A	70	M+S		3 710
22.5"															
573071	URBANMAX MCA	315/60R22.5	152	148	J	-	-	-	C	C	B	72	M+S		6 914
569376	URBANMAX MCA	275/70R22.5	148	145	J	152	148	E	E	C	A	71	M+S		5 766
582344	URBANMAX MCA	275/70R22.5	150	148	J	152	148	E	D	C	A	71	M+S		5 945
582854	URBANMAX MCA	275/70R22.5	152	149	J	-	-	-	C	B	A	71	M+S		5 945
574108	URBANMAX COMMUTER	295/80R22.5	156	149	L	-	-	-	C	C	B	74	M+S		6 377
FORHJUL															
22.5"															
568245	ULTRA GRIP WTS CITY	275/70R22.5	148	145	J	152	148	E	E	C	B	74	M+S		5 766
595939	URBAN MCS*	305/70R22.5	153	150	J	154	150	E	D	C	B	72	M+S		6 288
TRÆKHJUL															
22.5"															
570333	URBANMAX MCD TRACTION	455/45R22.5	166	-	J	-	-	-	C	B	B	75	M+S		12 129
567750	URBANMAX MCD*	275/70R22.5	148	145	J	152	148	E	E	C	A	72	M+S		5 766
568221	ULTRA GRIP WTD CITY	275/70R22.5	148	145	J	152	148	E	E	C	A	73	M+S		5 766










**OFFROAD
HEAVY DUTY**

**OFFROAD
ORD**

















**URBANMAX
MCA**

URBAN MCS*

TURISTBUSSE

VARE-NUMMER	BESKRIVELSE	DIMENSION	LI1S	LI1D	SS1	LI2S	LI2D	SS2				DB	M+S	3PMSF	BEMÆRKNINGER	LISTEPRIS
FORHJUL																
22.5"																
573160	MARATHON COACH	295/80R22.5	154	149	M	-	-	-	C	B	A	71	M+S			6 571
573162	MARATHON COACH	315/80R22.5	156	150	L	154	150	M	B	B	A	71	M+S			6 943
TRÆKHJUL																
22.5"																
567354	ULTRA GRIP COACH	295/80R22.5	154	149	M	-	-	-	D	C	A	72	M+S			6 571
567356	ULTRA GRIP COACH	315/80R22.5	156	150	L	154	150	M	D	C	A	73	M+S			6 943

VINTERDÆK

FORHJUL																
22.5"																
568263	ULTRA GRIP WTS	355/50R22.5	154	-	K	152	-	L	D	B	B	74	M+S			7 897
568869	ULTRAGRIP MAX S	385/55R22.5	160	-	K	158	-	L	C	B	B	74	M+S			7 346
568860	ULTRAGRIP MAX S	295/60R22.5	150	147	K	149	146	L	C	B	B	72	M+S			6 616
568865	ULTRAGRIP MAX S	315/60R22.5	154	148	L	-	-	-	C	C	B	73	M+S			7 063
568089	ULTRAGRIP MAX S	385/65R22.5	164	-	K	158	-	L	C	B	B	74	M+S			6 958
568867	ULTRAGRIP MAX S	315/70R22.5	156	150	L	-	-	-	C	B	B	73	M+S			6 735
568863	ULTRAGRIP MAX S	295/80R22.5	154	149	L	-	-	-	D	B	B	72	M+S			6 511
568090	ULTRAGRIP MAX S	315/80R22.5	156	150	L	154	150	M	C	B	B	72	M+S			6 869
TRÆKHJUL																
22.5"																
568873	ULTRAGRIP MAX D	295/60R22.5	150	147	K	149	146	L	D	C	A	73	M+S			6 616
568877	ULTRAGRIP MAX D	315/60R22.5	152	148	L	-	-	-	D	C	B	74	M+S			7 063
568880	ULTRAGRIP MAX D	315/70R22.5	154	150	L	152	148	M	E	C	B	74	M+S			6 735
568875	ULTRAGRIP MAX D	295/80R22.5	152	148	M	-	-	-	E	C	A	73	M+S			6 511
568092	ULTRAGRIP MAX D	315/80R22.5	156	150	L	154	150	M	E	B	B	74	M+S			6 869
TRAILERHJUL																
19.5"																
568243	ULTRA GRIP WTT	265/70R19.5	143	141	J	-	-	-	D	B	B	72	M+S			4 142
22.5"																
570286	ULTRAGRIP MAX T	385/55R22.5	160	-	K	158	-	L	C	B	B	73	M+S			6 973
573100	ULTRAGRIP MAX T	385/65R22.5	164	-	K	158	-	L	C	B	B	73	M+S			6 586



ULTRA GRIP
MAX S

ULTRA GRIP
MAX D

ULTRA GRIP
WTT

ULTRA GRIP
MAX T

MARATHON
COACH









ULTRA GRIP
COACH

Der tages henhold for ændringer og evt. fejl i informationen.








>indhold

GOODYEAR






















LANGTURS DÆK TREADMAX

VARE-NUMMER	BESKRIVELSE	DIMENSION	LI1S / LI1D	SS1 (LI2S / LI2D SS2)				DB	M+S	3PMSF	BEMÆRKNINGER	LISTEPRIS
TRÆKHJUL												
22.5"												
895366	TMFUELMAXD	295/60R22.5 150K	150	K	-	-	-	-	-	M+S		5 006
895255	TMFUELMAXD	315/60R22.5 152L	152	L	-	-	-	-	-	M+S		5 334
895967	TMFMAXDEND	315/70R22.5 154L	154	L	-	-	-	-	-	M+S		5 200
895258	TMFUELMAXD	295/80R22.5 152M	152	M	-	-	-	-	-	M+S		4 917
895987	TMFMAXDEND	315/80R22.5 156L	156	L	-	-	-	-	-	M+S		5 290
TRAILERHJUL												
19.5"												
896057	TMFUELMAT1	435/50R19.5 160J	160	J	-	-	-	-	-	M+S		5 647
22.5"												
893785	TMLHT	375/50R22.5 156K	156	K	-	-	-	-	-			5 588
896067	TMFUELMAXT	385/55R22.5 160K	160	K	-	-	-	-	-	M+S		5 379
895458	TMFUELMAXT	385/65R22.5 164K	164	K	-	-	-	-	-	M+S		5 096



BLANDET ANVENDELSE TREADMAX

FORHJUL												
22.5"												
894067	TMMSS2	315/80R22.5 156K	156	K	-	-	-	-	-	M+S		5 349
TRÆKHJUL												
22.5"												
895427	TMMSD2	13.000/0R22.5 156K	156	K	-	-	-	-	-	M+S		5 349
895518	TMOMND	13.000/0R22.5 156K	156	K	-	-	-	-	-	M+S		5 349
895435	TMMSD2	315/70R22.5 154K	154	K	-	-	-	-	-	M+S		5 245
895437	TMMSD2	315/80R22.5 156K	156	K	-	-	-	-	-	M+S		5 349
895510	TMOMND	315/80R22.5 156K	156	K	-	-	-	-	-	M+S		5 349
895917	TMOMNDHD	315/80R22.5 156K	156	K	-	-	-	-	-	M+S		5 453
TRAILERHJUL												
22.5"												
895909	TMOMNT	385/65R22.5 164K	164	K	-	-	-	-	-	M+S		5 245

REGIONALDÆK TREADMAX

VARE-NUMMER	BESKRIVELSE	DIMENSION	LI1S / LI1D	SS1 (LI2S / LI2D SS2)				DB	M+S	3PMSF	BEMÆRKNINGER	LISTEPRIS
FORHJUL												
22.5"												
895253	TMKMAXS	315/70R22.5 156L	156	L	-	-	-	-	-	-	M+S 	5 096
893814	TMRHS2	295/80R22.5 152M	152	M	-	-	-	-	-	-		4 917
895251	TMKMAXS	315/80R22.5 156L	156	L	-	-	-	-	-	-	M+S 	5 185
TRÆKHJUL												
19.5"												
895323	TMRHD2	245/70R19.5 136M	136	M	-	-	-	-	-	-	M+S 	2 950
895468	TMKMAXD	265/70R19.5 140M	140	M	-	-	-	-	-	-	M+S 	2 861
895471	TMKMAXD	285/70R19.5 146L	146	L	-	-	-	-	-	-	M+S 	3 531
22.5"												
895375	TMKMAXD	295/55R22.5 147K	147	K	-	-	-	-	-	-	M+S 	6 064
895977	TMKMAXDA	295/60R22.5 150K	150	K	-	-	-	-	-	-	M+S 	5 006
895651	TMKMAXDG2	315/60R22.5 152L	152	L	-	-	-	-	-	-	M+S 	5 334
895629	TMKMAXDG2	315/70R22.5 154L	154	L	-	-	-	-	-	-	M+S 	5 096
895263	TMKMAXD	295/80R22.5 152M	152	M	-	-	-	-	-	-	M+S 	4 917
895661	TMKMAXDG2	315/80R22.5 156L	156	L	-	-	-	-	-	-	M+S 	5 185
TRAILERHJUL												
17.5"												
895408	TMKMAXT1	235/75R17.5 143J	143	J	-	-	-	-	-	-	M+S 	2 771
895409	TMKMAXT1	245/70R17.5 143J	143	J	-	-	-	-	-	-	M+S 	3 010
19.5"												
895882	TMKMAXTG2	445/45R19.5 160J	160	J	-	-	-	-	-	-	M+S 	5 886
895883	TMKMAXTG2	435/50R19.5 160J	160	J	-	-	-	-	-	-	M+S 	5 647
895412	TMKMAXT1	265/70R19.5 143J	143	J	-	-	-	-	-	-	M+S 	3 204
22.5"												
895879	TMKMAXTG2	385/55R22.5 160K	160	K	-	-	-	-	-	-	M+S 	5 379
895857	TMKMAXTG2	385/65R22.5 164K	164	K	-	-	-	-	-	-	M+S 	5 096
894358	TMKMAXT	385/65R22.5 160K	160	K	-	-	-	-	-	-	M+S	5 096










BYBUSSE TREADMAX

ALLE POSITIONER												
22.5"												
895617	TMURBANMCA	275/70R22.5 148J	148	J	-	-	-	-	-	-	M+S 	4 455
TRÆKHJUL												
22.5"												
895335	TMURB*MCD	275/70R22.5 148J	148	J	-	-	-	-	-	-	M+S 	4 455





TURISTBUSSE TREADMAX

TRÆKHJUL												
22.5"												
895227	TMUGCOACH	295/80R22.5 154M	154	M	-	-	-	-	-	-	M+S 	5 081






VINTERDÆK TREADMAX

VARE-NUMMER	BESKRIVELSE	DIMENSION	LI1S / LI1D	SS1 (LI2S / LI2D)	SS2				DB	M+S	3PMSF	BEMÆRKNINGER	LISTEPRIS
TRÆKHJUL													
22.5"													
895148	TMUGMAXD	295/60R22.5 150K	150	K	-	-	-	-	-	M+S			5 096
895127	TMUGMAXD	315/60R22.5 152L	152	L	-	-	-	-	-	M+S			5 453
895188	TMUGMAXD	315/70R22.5 154L	154	L	-	-	-	-	-	M+S			5 200
895080	TMUGMAXD	295/80R22.5 152M	152	M	-	-	-	-	-	M+S			5 021
895189	TMUGMAXD	315/80R22.5 156L	156	L	-	-	-	-	-	M+S			5 290
TRAILERHJUL													
22.5"													
895077	TMUGMAXT	385/65R22.5 160K	160	K	-	-	-	-	-	M+S			5 096







LANGTURS DÆK NEXTTREAD

TRÆKHJUL													
22.5"													
895224	NTLHD2	295/60R22.5 150K	150	K	-	-	-	-	-	M+S			4 545
895217	NTLHD2	315/60R22.5 152L	152	L	-	-	-	-	-	M+S			4 857
895219	NTLHD2	315/70R22.5 154L	154	L	-	-	-	-	-	M+S			4 619
895207	NTLHD2	315/80R22.5 156L	156	L	-	-	-	-	-	M+S			4 708
TRAILERHJUL													
19.5"													
894769	NTLHT2	435/50R19.5 160J	160	J	-	-	-	-	-				5 141
22.5"													
893042	NTLHT+	455/40R22.5 160J	160	J	-	-	-	-	-				5 394
894767	NTLHT2	385/55R22.5 160K	160	K	-	-	-	-	-				4 887
894724	NTLHT2	385/65R22.5 160K	160	K	-	-	-	-	-				4 619



REGIONAL DÆK NEXTTREAD

TRÆKHJUL													
19.5"													
895567	NTRHD2	265/70R19.5 140M	140	M	-	-	-	-	-	M+S			2 608
895579	NTRHD2	285/70R19.5 146L	146	L	-	-	-	-	-	M+S			3 204
22.5"													
895356	NTRHD2	315/70R22.5 154L	154	L	-	-	-	-	-	M+S			4 619
895353	NTRHD2	295/80R22.5 152M	152	M	-	-	-	-	-	M+S			4 470
895277	NTRHD2	315/80R22.5 156L	156	L	-	-	-	-	-	M+S			4 708
TRAILERHJUL													
19.5"													
895418	NTRHT2	445/45R19.5 160J	160	J	-	-	-	-	-	M+S			5 349
895097	NTRHT2	245/70R19.5 141J	141	J	-	-	-	-	-	M+S			2 906
895094	NTRHT2	265/70R19.5 143J	143	J	-	-	-	-	-	M+S			2 906
22.5"													
894717	NTRHT2	385/55R22.5 160K	160	K	-	-	-	-	-	M+S			4 887
894607	NTRHT2	385/65R22.5 160K	160	K	-	-	-	-	-	M+S			4 619
895597	NTRHT2	385/65R22.5 164K	164	K	-	-	-	-	-	M+S			4 619






BLANDET ANVENDELSE NEXTTREAD

VARE-NUMMER	BESKRIVELSE	DIMENSION	LI1S / LI1D	SS1 (LI2S / LI2D SS2)				DB	M+S	3PMSF	BEMÆRKNINGER	LISTEPRIS
TRÆKHJUL												
22.5"												
891717	NTMSD	13.000/0R22.5 156G	156	G	-	-	-	-	-	-	M+S	4 857
895799	NTMSD2	13.000/0R22.5 156G	156	G	-	-	-	-	-	-	M+S 	4 857
895558	NTMSD2	315/70R22.5 154K	154	K	-	-	-	-	-	-	M+S 	4 783
891712	NTMSD	295/80R22.5 152K	152	K	-	-	-	-	-	-	M+S	4 619
891707	NTMSD	315/80R22.5 156K	156	K	-	-	-	-	-	-	M+S	4 857
895520	NTMSD2	315/80R22.5 156K	156	K	-	-	-	-	-	-	M+S 	4 857
TRAILERHJUL												
22.5"												
895913	NTMST2	385/65R22.5 160K	160	K	-	-	-	-	-	-	M+S	4 768

BYBUSSEK NEXTTREAD

ALLE POSITIONER												
22.5"												
895957	NTMCA	275/70R22.5 148J	148	J	-	-	-	-	-	-	M+S 	4 038
TRÆKHJUL												
22.5"												
895327	NTWDCITY	275/70R22.5 148J	148	J	-	-	-	-	-	-	M+S 	4 038













































VINTERDÆK NEXTTREAD

TRÆKHJUL												
22.5"												
895232	NTWTD	295/60R22.5 150K	150	K	-	-	-	-	-	-	M+S 	4 634
895330	NTWTD	315/60R22.5 152L	152	L	-	-	-	-	-	-	M+S 	4 947
895240	NTWTD	315/70R22.5 154K	154	K	-	-	-	-	-	-	M+S 	4 723
895301	NTWTD	295/80R22.5 152L	152	L	-	-	-	-	-	-	M+S 	4 559
895236	NTWTD	315/80R22.5 156L	156	L	-	-	-	-	-	-	M+S 	4 813













KLAR TIL ALT, HVAD DER VENTER FORUDE













REGIONALDÆK

VARE-NUMMER	BESKRIVELSE	DIMENSION	LI1S / LI1D	SS1 (LI2S / LI2D SS2)				DB	M+S	3PMSF	BEMÆRKNINGER	LISTEPRIS
FORHJUL												
17.5"												
595808	SP346	245/70R17.5	136 134	M - - -	D	C	B	73	M+S			3 204
594495	SP346	265/70R17.5	139 136	M - - -	C	C	B	73	M+S			3 621
569031	SP346	205/75R17.5	124 122	M - - -	E	C	A	71	M+S			2 473
569039	SP346	215/75R17.5	126 124	M - - -	E	C	A	71	M+S			2 265
569049	SP346	225/75R17.5	129 127	M - - -	E	C	A	71	M+S			2 742
569033	SP346	235/75R17.5	132 130	M - - -	E	B	A	71	M+S			3 055
19.5"												
595993	SP346	245/70R19.5	136 134	M - - -	D	C	B	72	M+S			3 442
595809	SP346	265/70R19.5	140 138	M - - -	D	C	B	72	M+S			3 353
596412	SP346	285/70R19.5	146 144	L 144 142	M	D	C	B	72	M+S		4 112
569045	SP346	305/70R19.5	148 145	M - - -	C	C	B	72	M+S			5 066
22.5"												
568902	SP346	385/55R22.5	160 -	K 158 -	L	B	B	A	70	M+S		6 482
568882	SP346	295/60R22.5	150 147	K 149 146	L	C	C	B	72	M+S		5 841
581326	SP346+	315/60R22.5	154 148	L - - -	B	B	B	74	M+S			6 228
568905	SP346	385/65R22.5	160 -	K 158 -	L	B	B	B	73	M+S		6 139
581328	SP346+	315/70R22.5	156 150	L - - -	C	B	B	74	M+S			5 945
568884	SP346	295/80R22.5	154 149	M - - -	C	B	A	71	M+S			5 751
568900	SP346	315/80R22.5	156 150	L 154 150	M	C	B	B	73	M+S		6 064
TRÆKHJUL												
17.5"												
569059	SP446	245/70R17.5	136 134	M - - -	D	C	A	72	M+S			3 204
594494	SP446	265/70R17.5	139 136	M - - -	D	C	A	72	M+S			3 621
569051	SP446	205/75R17.5	124 122	M 126 124	G	D	C	A	71	M+S		2 473
569053	SP446	215/75R17.5	126 124	M - - -	E	C	A	72	M+S			2 265
569055	SP446	225/75R17.5	129 127	M - - -	D	C	A	71	M+S			2 742
569057	SP446	235/75R17.5	132 130	M - - -	D	C	A	72	M+S			3 055
19.5"												
569061	SP446	245/70R19.5	136 134	M - - -	D	C	A	72	M+S			3 442
595992	SP446	265/70R19.5	140 138	M - - -	D	C	A	72	M+S			3 353
596404	SP446	285/70R19.5	146 144	L 144 142	M	D	C	A	73	M+S		4 112
569069	SP446	305/70R19.5	148 145	M - - -	C	C	A	72	M+S			5 066
22.5"												
595771	SP446+	295/60R22.5	150 147	K 149 146	L	D	B	A	73	M+S		5 841
568911	SP446	315/60R22.5	152 148	L - - -	C	B	A	71	M+S			6 228
568913	SP446	315/70R22.5	154 150	L 152 148	M	C	C	A	71	M+S		5 945
568909	SP446	295/80R22.5	152 148	M - - -	D	C	A	72	M+S			5 751
568915	SP446	315/80R22.5	156 150	L 154 150	M	C	C	A	72	M+S		6 064
TRAILERHJUL												
17.5"												
572078	SP246	245/70R17.5	143 141	J 146 146	F	C	B	A	68	M+S		3 516
582974	SP246	215/75R17.5	136 134	J - - -	C	B	A	66	M+S			2 786
572077	SP246	235/75R17.5	143 141	J 144 144	F	C	B	A	69	M+S		3 248
19.5"												
572203	SP247	435/50R19.5	160 -	J - - -	B	B	B	72	M+S			6 601
573562	SP241	425/55R19.5	160 -	J - - -	C	C	B	71	M+S			7 599
572074	SP246	245/70R19.5	141 140	J - - -	C	B	A	70	M+S			3 725
572075	SP246	265/70R19.5	143 141	J - - -	C	B	A	70	M+S			3 725
22.5"												
572201	SP247	385/55R22.5	160 -	K 158 -	L	B	B	A	71	M+S		6 288
572202	SP247	385/65R22.5	164 -	K 158 -	L	C	B	B	72	M+S		5 945

BLANDET ANVENDELSE

VARE-NUMMER	BESKRIVELSE	DIMENSION	LI1S / LI1D	SS1 (LI2S / LI2D SS2)				DB	M+S	3PMSF	BEMÆRKNINGER	LISTEPRIS
FORHJUL												
22.5"												
573900	SP382	385/65R22.5	160 -	K 158 -	L C	B	A	70				6 333
560670	SP382	315/80R22.5	156 150	K - -	- C	B	A	69				6 258
560532	SP382	13R22.5	156 150	G 154 150	K D	B	A	68				6 258
TRÆKHJUL												
22.5"												
573244	SP482	315/80R22.5	156 150	K - -	- D	B	B	76				6 258
573248	SP482	13R22.5	156 150	G 154 150	K D	B	B	76				6 258
TRAILERHJUL												
22.5"												
582642	SP282	385/65R22.5	160 -	J 158	K C	B	B	72				6 109

BYBUSSE

FORHJUL												
22.5"												
573132	SP372 CITY	315/60R22.5	152 148	J - -	- D	C	A	71			← 31.03.2024	6 228
569372	SP372 * CITY	275/70R22.5	148 145	J 152 148	E D	C	A	70				5 275
569391	SP372 CITY	275/70R22.5	148 145	J 152 148	E E	C	A	71				5 185
568972	SP372 CITY	275/70R22.5	150 145	J 152 148	E D	C	A	71				5 349
TRÆKHJUL												
22.5"												
567633	SP472*CITY ALL SEASON	275/70R22.5	148 145	J 152 148	E E	B	A	71				5 185



SP 346














SP 446

SP 246











SP 382

SP 372 CITY



VINTERDÆK

VARE-NUMMER	BESKRIVELSE	DIMENSION	LI1S / LI1D	SS1 (LI2S / LI2D)	SS2				DB	M+S	3PMSF	BEMÆRKNINGER	LISTEPRIS		
FORHJUL															
22.5"															
569141	SP362	385/65R22.5	160	-	K	158	-	L	C	B	B	73			6 258
568212	SP362	315/70R22.5	154	150	K	152	148	L	C	C	B	72			← 31.03.2024 6 079
568210	SP362	295/80R22.5	152	148	L	-	-	-	D	B	B	72			5 871
568216	SP362	315/80R22.5	156	150	K	154	150	L	C	B	B	73			6 184
TRÆKHJUL															
22.5"															
568188	SP462	315/80R22.5	156	150	L	154	150	M	D	B	B	75			6 184

REGIONALDÆK TREADMAX

TRÆKHJUL															
22.5"															
894887	TMSP446	295/60R22.5 150K	150	K	-	-	-	-	-	-	-	-			4 500
894877	TMSP446	315/60R22.5 152L	152	L	-	-	-	-	-	-	-	-			4 798
894907	TMSP446	315/70R22.5 154L	154	L	-	-	-	-	-	-	-	-			4 798
894898	TMSP446	315/80R22.5 156L	156	L	-	-	-	-	-	-	-	-			4 679
TRAILERHJUL															
22.5"															
895887	TMSP247	385/65R22.5 164K	164	K	-	-	-	-	-	-	-	-			4 574

BYBUSSEER TREADMAX

TRÆKHJUL															
22.5"															
895347	TMSP472*	275/70R22.5 148J	148	J	-	-	-	-	-	-	-	-			3 993


























































































SP 362

SP 462







**MOVE SMART.
GO FURTHER.**










REGIONALDÆK

VARE-NUMMER	BESKRIVELSE	DIMENSION	LI1S / LI1D	SS1 (LI2S / LI2D SS2)				DB	M+S	3PM5F	BEMÆRKNINGER	LISTEPRIS			
FORHJUL															
17.5"															
577361	REGIOCONTROL	205/75R17.5	124	122	M	-	-	-	D	B	A	70			2 116
577362	REGIOCONTROL	215/75R17.5	126	124	M	-	-	-	D	C	A	70			1 937
577363	REGIOCONTROL	225/75R17.5	129	127	M	-	-	-	D	C	A	70			2 354
577364	REGIOCONTROL	235/75R17.5	132	130	M	-	-	-	D	C	A	69			2 608
577486	ECOSTAR	9.5R17.5	129	127	M	-	-	-	D	B	A	70			2 742
19.5"															
596195	REGIOCONTROL*	245/70R19.5	136	134	M	-	-	-	D	C	A	70			2 950
577412	REGIOCONTROL*	265/70R19.5	140	138	M	-	-	-	D	B	A	70			2 861
577413	REGIOCONTROL*	285/70R19.5	146	144	L	140	137	M	D	B	A	70			3 531
22.5"															
573521	REGIOCONTROL 3	355/50R22.5	156	-	K	-	-	-	B	B	B	73			→ 01.01.2024 6 094
570267	REGIOCONTROL 3	385/55R22.5	160	-	K	158	-	L	C	C	B	73			5 543
570266	REGIOCONTROL 3	295/60R22.5	150	147	K	-	-	-	C	C	B	72			5 006
573520	REGIOCONTROL 3	315/60R22.5	154	148	L	-	-	-	B	C	B	73			5 334
570265	REGIOCONTROL 3	315/60R22.5	152	148	L	-	-	-	B	C	B	73			5 334
570670	REGIOCONTROL 3	385/65R22.5	160	-	K	158	-	L	C	C	B	73			5 245
570268	REGIOCONTROL 3	315/70R22.5	156	150	L	-	-	-	C	C	B	72			5 096
570269	REGIOCONTROL 3	295/80R22.5	154	149	M	-	-	-	C	C	B	72			4 917
570198	REGIOCONTROL 3	315/80R22.5	156	150	L	154	150	M	C	C	B	72			5 185
554917	REGIOCONTROL	11R22.5	148	145	L	-	-	-	C	B	B	71			3 949
555077	REGIOCONTROL	12R22.5	152	148	L	-	-	-	C	C	B	72			5 126
TRÆKHJUL															
17.5"															
573125	REGIOFORCE	205/75R17.5	124	122	M	-	-	-	E	B	A	72			2 116
573133	REGIOFORCE	215/75R17.5	126	124	M	-	-	-	E	C	A	70			1 937
573127	REGIOFORCE	225/75R17.5	129	127	M	-	-	-	E	C	A	72			2 354
573126	REGIOFORCE	235/75R17.5	132	130	M	-	-	-	E	C	A	72			2 608
573128	REGIOFORCE	245/70R17.5	136	134	M	-	-	-	E	C	A	71			2 742
573120	ECOTRANS	9.5R17.5	129	127	M	-	-	-	D	B	B	72			2 742
19.5"															
573337	REGIOFORCE	245/70R19.5	136	134	M	-	-	-	E	C	B	74			2 950
574010	REGIOFORCE	265/70R19.5	140	138	M	-	-	-	E	C	B	74			2 861
596346	REGIOFORCE	285/70R19.5	146	144	L	140	137	M	E	C	B	74			3 531
22.5"															
573522	REGIOFORCE 3	295/55R22.5	147	145	K	-	-	-	C	C	B	74			6 064
570676	REGIOFORCE 3	295/60R22.5	150	147	K	149	146	L	D	C	B	74			5 006
570668	REGIOFORCE 3	315/60R22.5	152	148	L	-	-	-	D	B	B	75			5 334
570671	REGIOFORCE 3	315/70R22.5	154	150	L	152	148	M	D	C	B	74			5 096
570674	REGIOFORCE 3	295/80R22.5	152	148	M	-	-	-	D	C	B	74			4 917
570197	REGIOFORCE 3	315/80R22.5	156	150	L	154	150	M	D	C	B	74			5 185
TRAILERHJUL															
17.5"															
580104	ECOTONN	245/70R17.5	143	141	J	-	-	-	C	C	A	70			3 010
580102	ECOTONN	215/75R17.5	135	133	J	-	-	-	C	C	A	68			2 384
580103	ECOTONN	235/75R17.5	143	141	J	-	-	-	C	C	A	70			2 771
580105	ECOTONN	9.5R17.5	143	141	J	-	-	-	C	C	A	69			2 831
19.5"															
570624	REGIOTONN 3	435/50R19.5	160	-	J	-	-	-	B	B	B	72			5 647
580180	ECOTONN	245/70R19.5	141	140	J	-	-	-	C	C	A	71			3 204
580181	ECOTONN	265/70R19.5	143	141	J	-	-	-	C	C	A	70			3 204
580182	ECOTONN	285/70R19.5	150	148	J	-	-	-	B	B	A	69			3 844
22.5"															
570245	REGIOTONN 3	385/55R22.5	160	-	K	158	-	L	B	B	B	72			5 379
572252	REGIOTONN 3	385/65R22.5	164	-	K	158	-	L	B	B	B	72			5 096

BLANDET ANVENDELSE

VARE-NUMMER	BESKRIVELSE	DIMENSION	LI1S / LI1D	SS1 (LI2S / LI2D)	SS2				DB	M+S	3PMSF	BEMÆRKNINGER	LISTEPRIS	
FORHJUL														
22.5"														
560920	VARIOCONTROL	315/80R22.5	156	150	K	-	-	-	C	B	B	72	M+S	5 349
560771	VARIOCONTROL	13R22.5	156	150	G	154	150	K	D	C	B	71	M+S	5 349
24"														
578983	ECOTRAC	12.00R24	160	156	K	-	-	-	C	B	B	72	M+S	6 511
TRÆKHJUL														
22.5"														
573243	VARIOFORCE	315/80R22.5	156	150	K	-	-	-	D	B	B	76	M+S	 5 349
573246	VARIOFORCE	13R22.5	156	150	G	154	150	K	D	B	B	76	M+S	 5 349
573330	CROSSFORCE	13R22.5	156	150	G	-	-	-	-	-	-	-	M+S	5 468
TRAILERHJUL														
22.5"														
582640	VARIOTONN	385/65R22.5	160	-	K	-	-	-	C	B	B	72	M+S	 5 245

VINTERDÆK

FORHJUL														
22.5"														
573940	WINTERCONTROL	385/65R22.5	160	-	K	158	-	L	C	B	B	73	M+S	 5 364
568821	WINTERCONTROL	315/70R22.5	154	150	K	152	148	L	D	C	B	73	M+S	 5 200
568820	WINTERCONTROL	295/80R22.5	152	148	L	-	-	-	D	C	B	74	M+S	 5 021
568822	WINTERCONTROL	315/80R22.5	156	150	K	154	150	L	D	C	B	74	M+S	 5 290
TRÆKHJUL														
22.5"														
568811	WINTERFORCE	315/70R22.5	154	150	K	152	148	L	E	C	B	75	M+S	 5 200
568810	WINTERFORCE	295/80R22.5	152	148	L	-	-	-	E	C	B	75	M+S	 5 021
568812	WINTERFORCE	315/80R22.5	156	150	K	154	150	L	D	C	B	76	M+S	 5 290






































REGIOCONTROL 3 REGIOFORCE 3 REGIOTONN 3 WINTERCONTROL WINTERFORCE

TÆNK HVOR MEGET DU KAN SPARE MED SAVA DÆK...



REGIONALDÆK

VARE-NUMMER	BESKRIVELSE	DIMENSION	LI1S / LI1D	SS1 (LI2S / LI2D SS2)				DB	M+S	3PMSF	BEMÆRKNINGER	LISTEPRIS
FORHJUL												
17.5"												
577414	AVANT 4	205/75R17.5	124 122	M - - -	D	B	A	70	M+S			1848
577415	AVANT 4	215/75R17.5	126 124	M - - -	D	C	A	70	M+S			1684
577416	AVANT 4	225/75R17.5	129 127	M - - -	D	C	A	69	M+S			2041
577417	AVANT 4	235/75R17.5	132 130	M - - -	D	C	A	69	M+S			2280
571539	COMET PLUS	8.5R17.5	121 120	M - - -	D	B	A	69	M+S			2116
571630	COMET PLUS	9.5R17.5	129 127	M - - -	D	B	A	69	M+S			2399
19.5"												
596194	AVANT A3	245/70R19.5	136 134	M - - -	D	C	A	70	M+S			2563
577419	AVANT A3	265/70R19.5	140 138	M - - -	D	B	A	70	M+S			2503
577430	AVANT A3	285/70R19.5	146 144	L 140 137	M	D	B	A	70	M+S		3055
22.5"												
570677	AVANT 5	385/55R22.5	160 -	K 158 -	L	C	C	B	72	M+S		4828
570679	AVANT 5	295/60R22.5	150 147	K - - -	C	C	B	72	M+S		4351	
570667	AVANT 5	315/60R22.5	152 148	L - - -	B	C	B	73	M+S		4634	
587868	AVANT 5	315/60R22.5	154 148	L - - -	B	C	B	73	M+S		4634	
570680	AVANT 5	385/65R22.5	160 -	K 158 -	L	C	C	B	72	M+S		4574
570672	AVANT 5	315/70R22.5	156 150	L - - -	C	C	B	72	M+S		4440	
570681	AVANT 5	295/80R22.5	154 149	M - - -	C	C	B	72	M+S		4291	
570244	AVANT 5	315/80R22.5	156 150	L 154 150	M	C	C	B	72	M+S		4515
556009	AVANT A3	11R22.5	148 145	L - - -	D	B	B	71				3442
565940	AVANT A3 PLUS	12R22.5	152 148	L - - -	C	C	B	73				4336
TRÆKHJUL												
17.5"												
573123	ORJAK 4	205/75R17.5	124 122	M - - -	E	B	A	72	M+S			1848
573121	ORJAK 4	215/75R17.5	126 124	M - - -	E	C	A	70	M+S			1684
573124	ORJAK 4	225/75R17.5	129 127	M - - -	E	C	A	72	M+S			2041
573122	ORJAK 4	235/75R17.5	132 130	M - - -	E	C	A	71	M+S			2280
571537	TAMAR PLUS	8.5R17.5	121 120	M - - -	E	B	A	71	M+S			2116
594637	TAMAR PLUS	9.5R17.5	129 127	M - - -	D	C	A	72	M+S			2399
19.5"												
573338	ORJAK 03	245/70R19.5	136 134	M - - -	E	C	B	74	M+S			2563
573974	ORJAK 03	265/70R19.5	140 138	M - - -	E	C	B	74	M+S			2503
596347	ORJAK 03	285/70R19.5	146 144	L 140 137	M	E	C	B	74	M+S		3055
22.5"												
570678	ORJAK 5	295/60R22.5	150 147	K 149 146	L	D	C	B	74	M+S		4351
570669	ORJAK 5	315/60R22.5	152 148	L - - -	D	B	B	75	M+S		4634	
570673	ORJAK 5	315/70R22.5	154 150	L 152 148	M	D	C	B	74	M+S		4440
570675	ORJAK 5	295/80R22.5	152 148	M - - -	D	C	B	74	M+S		4291	
570243	ORJAK 5	315/80R22.5	156 150	L 154 150	M	D	C	B	74	M+S		4515
573241	ORJAK 03 PLUS	12R22.5	152 148	L - - -	D	C	B	74	M+S			4336



AVANT A5











**AVANT 4
PLUS**

AVANT A3






ORJAK 5

**ORJAK 4
PLUS**


REGIONALDÆK

VARE-NUMMER	BESKRIVELSE	DIMENSION	LI1S / LI1D	SS1 (LI2S / LI2D SS2)				DB	M+S	3PMSF	BEMÆRKNINGER	LISTEPRIS
TRAILERHJUL												
17.5"												
580106	CARGO 4	215/75R17.5	135 133	J - - -	C	C	A	68	M+S			2 071
580107	CARGO 4	235/75R17.5	143 141	J - - -	C	C	A	70	M+S			2 429
19.5"												
570307	CARGO 5	435/50R19.5	160 -	J - - -	B	B	B	72	M+S			4 917
580109	CARGO 4	245/70R19.5	141 140	J - - -	C	C	A	71	M+S			2 786
580108	CARGO 4	265/70R19.5	143 141	J - - -	C	C	A	70	M+S			2 786
22.5"												
572023	CARGO 5	385/65R22.5	160 -	K 158 - L	B	B	B	72	M+S			4 694
572260	CARGO 5	385/65R22.5	164 -	K 158 - L	C	B	B	72	M+S			4 425

BLANDET ANVENDELSE

FORHJUL												
22.5"												
572013	AVANT MS2 PLUS	12R22.5	152 148	K - - -	C	C	A	70	M+S			4 470
565381	AVANT MS2	13R22.5	156 150	G 154 150 K	D	C	B	71	M+S			4 664
571100	AVANT MS2 PLUS	315/80R22.5	156 150	K	C	B	B	72	M+S		← 30.04.2024	4 664
TRÆKHJUL												
22.5"												
573247	ORJAK MS	315/80R22.5	156 150	K - - -	D	B	B	75	M+S			4 664
573240	ORJAK MS	12R22.5	152 148	K - - -	D	B	B	74	M+S			4 470
573242	ORJAK MS	13R22.5	156 150	G 154 150 K	D	B	B	76	M+S			4 664
24"												
573672	ORJAK 24 MS	12.00R24	160 156	K - - -	C	B	B	74	M+S			5 677
573334	ORJAK 24 PLUS	12.00R24	160 156	K - - -	C	B	A	71	M+S			5 677
TRAILERHJUL												
22.5"												
582641	CARGO MS	385/65R22.5	160 -	K - - -	C	B	B	72	M+S			4 559

BYBUSSE

FORHJUL												
22.5"												
572481	CITY U4	275/70R22.5	148 145	J 152 148 E	D	C	A	70	M+S			3 874
566062	CITY U4	295/80R22.5	152 148	J 154 150 E	D	B	A	70	M+S			4 291



CARGO 5

CARGO 4

ORJAK MS

CARGO MS

CITY U4



GOODYEAR DANMARK A/S

Tel. +45 8030 1716

Fax: +45 4322 1012

E-mail: contactcenterdanmark@goodyear.com

www.goodyear.dk / truck